



SELFIE: supporting schools with digital age learning



Ralph Hippe

European Commission

Who am I

Post-Doc at London School
of Economics (LSE) on
knowledge economy

Supporting
policy making in
Learning and
Skills at EU level

Scientific Officer, HC&E Unit,
EC-JRC, Seville (Spain)

Education Economist

Franco-German Masters
Franco-German PhD in Economics
[human capital & growth]; Lecturer

Scientific Officer, Human Capital and
Employment Unit, European
Commission, JRC, Ispra (Italy)

@ralphhippe




European
Commission

SELFIE team



A **valid tool**
that brings
together
perspectives of
school leaders,
teachers
AND students



The theory behind SELFIE

Framework for Digitally Competent Educational Organisations

Published Dec 2015




JRC SCIENCE FOR POLICY REPORT

Promoting Effective Digital-Age Learning

*A European Framework for
Digitally-Competent
Educational Organisations*

Panagiotis Kampylis, Yves Punie, Jim Devine

2015



JRC
Research
Centre

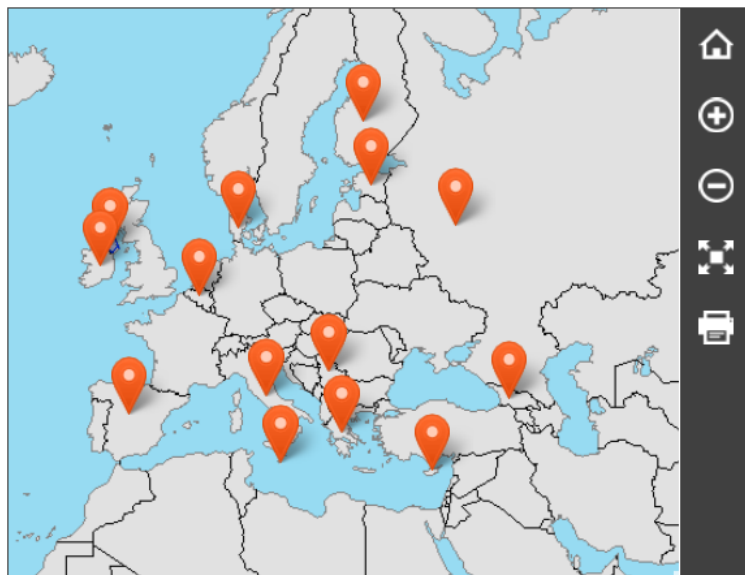
EUR 27599 EN

Successful pilot in 14 countries in late 2017

Schools participating in SELFIE pilots

The map below shows the participation per country and school type (i.e., primary, lower secondary, upper secondary or upper secondary vocational).

Schools from Belgium (Flanders), Cyprus, Denmark, Estonia, Finland, Greece, Ireland, Italy, Malta, Spain, UK (Northern Ireland) as well as from Georgia and Serbia will participate in SELFIE school pilots. In collaboration with UNESCO's [Institute for Information Technologies in Education](#), a number of schools in Russia will also test the SELFIE tool.

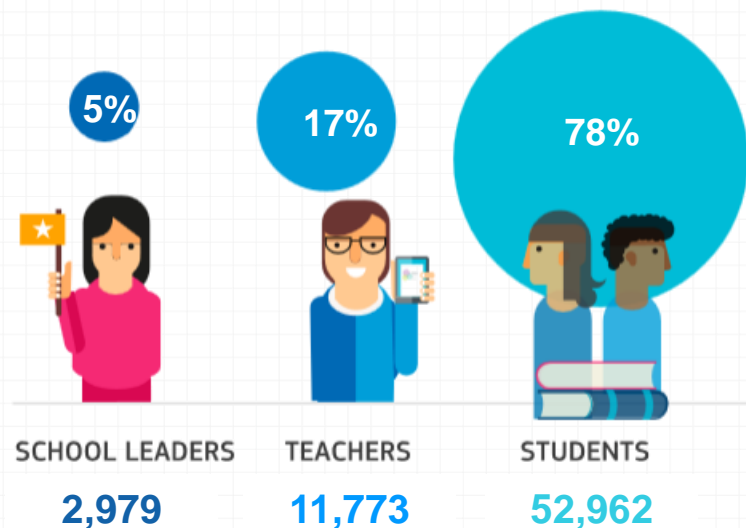
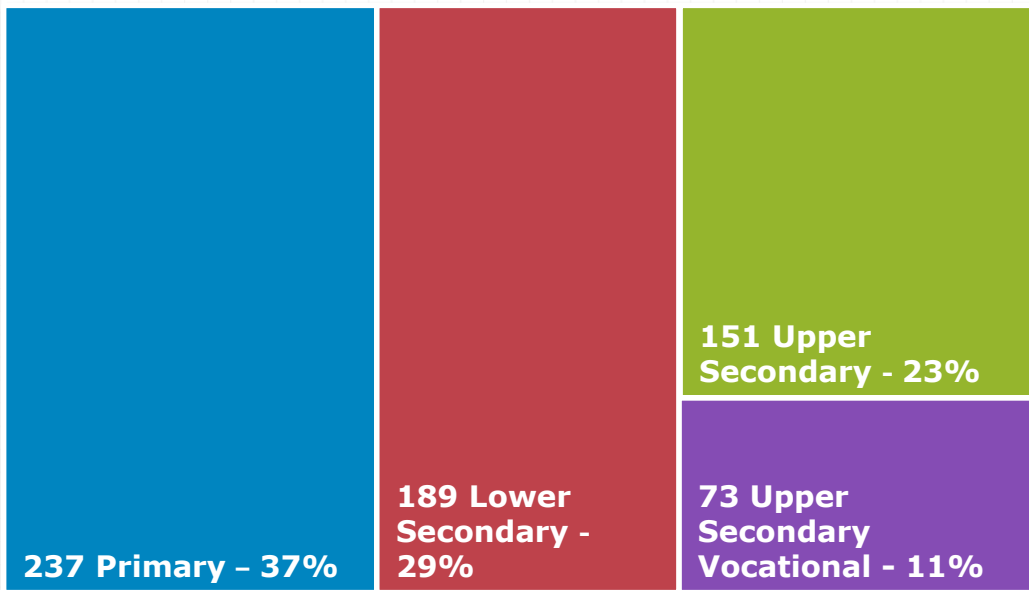


Leaflet | Boundaries of all countries, Credit: EC-GISCO, © EuroGeographics © UN-FAO for the administrative boundaries

Source: <https://ec.europa.eu/jrc/en/digcomporg/selfie-tool/selfie-map>

650 schools

67,714 users



Far more than originally planned!



European
Commission

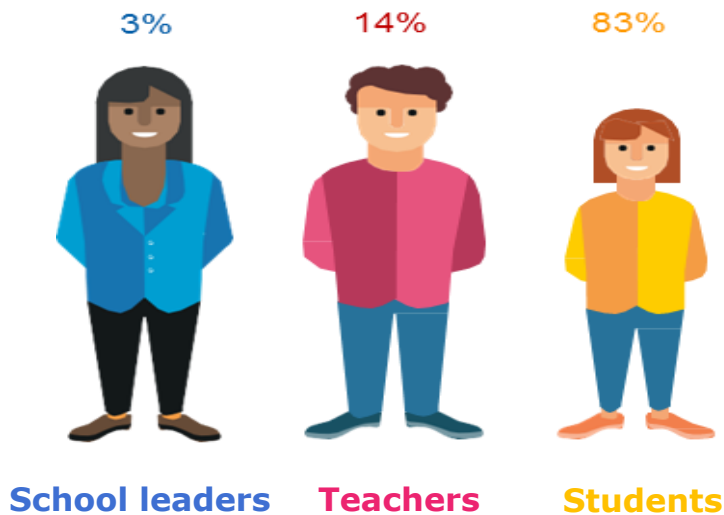
Working with usability & data visualisation experts...



Who has taken part in SELFIE

Oct 2018-Dec 2019

- ✓ **5,200+** schools
- ✓ **45** countries
- ✓ **500,000+** users
- ✓ Strong interest from EU and partner countries



It's a **reliable tool** and it's up to the **school community** to use it effectively!



REFLECT | **DISCUSS** | **PLAN** | **IMPROVE**

Take a look inside

Sign up



English 

Search

[European Commission](#) > [EU Science Hub](#) > [SELFIE](#)

SELFIE - Discover your school's digital potential

[Home](#)

[About SELFIE](#)

Is your school making the most of digital technologies for learning?

SELFIE is a free, customisable tool to help schools reflect on how they use digital technologies to support learning. SELFIE enables schools to get a picture of where they stand and to develop an action plan in order to enhance their digital capacity. Find more about SELFIE at [SELFIE portal](#).

[Log in](#)

[Sign up](#)



Sign up

SELFIE - Discover your school's digital potential

[Home](#) [About SELFIE](#)

Log in as school coordinator



Your password has been successfully registered



Email

Password

[Forgot password?](#)

[Log in](#)

Sign up

SELFIE - Discover your school's digital potential

[Home](#)

[Dashboard](#)

[School profile](#)

[About SELFIE](#)

School profile

School official name*

The full official name of your school in your own language

School short name

A shorter name to be used for the SELFIE School report, SELFIE Open Badges, etc.

Official code

The official school code given by national or regional education authorities

Official email address*

Enter the school official email address

Additional email

Enter an additional email address for the school

Set up

Your self-reflections



The school profile has been edited and saved.



> **SELFIE 2018-2019, session 2**

 Sat, 5 Jan 2019 – Sun, 14 Apr 2019

Steps

1

Select education levels surveyed

2

Customise the questionnaires

3

Select dates and generate links

4

View results and download reports

5

Get an open badge for your school and a certification of participation for you



SELFIE guide for school coordinators
English (PDF)

Download 

Set up

Participation by education level

Select below who will take part in the self-reflection exercise. This can be edited until the questionnaire is launched and responses are submitted.

SELFIE 2018-2019, session 2

📅 5 Jan 2019 – 14 Apr 2019

Primary level

The overall number of school leaders taking part in this survey

In SELFIE, the term school leaders includes formal leadership roles (for example school heads/principals and deputies). It can also include other leadership or management roles, e.g., ICT coordinators, librarians, subject heads, career guidance leaders or other roles that teachers may have in addition to their main teaching role.

Overall number of teachers

The term teachers is used here in its broadest sense, including all qualified teachers and other personnel directly involved in teaching students (whole class and/or small groups or individuals). Please do not include teachers who are primarily in a management role - they fall into the school leader group.

How many teachers will be invited to take part in this survey?

All teachers who have worked at the school for at least one full school year (or equivalent if part-time) should be invited to take part. Teachers with management roles should answer the section for school leaders.

Overall number of students

How many students are eligible to take part in the survey?

Type here the total number of students who will be invited to take part in this survey. For primary schools, this means students aged 9 years and above during the period of the self-reflection. For all the other schools (for instance lower secondary schools) all grades/year groups can participate. Should you have any questions please refer to the user guide.

Lower secondary level

Upper secondary general level

Upper secondary vocational level

Post-secondary non-tertiary level



European
Commission

Set up

SELFIE - Discover your school's digital potential

Customise the questionnaires

Below you can download a PDF file with all questions in SELFIE. Please note that the questionnaires for lower-secondary and upper-secondary general schools are identical, as are the questions for upper-secondary vocational and adult schools. In SELFIE some questions are fixed and others are optional. You can also add up to eight customised questions in the questionnaires for your school.


Select optional questions

Create your own questions



SELFIE 2018-2019, session 2 Questionnaire
English (PDF)


Download 

Available languages (27) 

Set up

Your self-reflections

> SELFIE 2018-2019, session 2


 Sat, 5 Jan 2019 – Sun, 14 Apr 2019


Steps

- 1 Select education levels surveyed
- 2 Customise the questionnaires
- 3 Select dates and generate links
- 4 View results and download reports
- 5 Get an open badge for your school and a certification of participation for you



SELFIE guide for school coordinators
English (PDF)

Download 

Available languages (27) 

Set up

SELFIE - Discover your school's digital potential

Home Dashboard School profile About SELFIE

Select dates and generate links for the participants

Choose below the education levels offered by your school for which you want to create the links. After you set the start and end dates and the default language of the links (which can be changed later by the participants), click the 'Generate / update links' button to get a single link for each type of participant: school leader, teacher, and student. Note that a link cannot be changed once a response has been submitted, and that the minimum period is one week and the maximum period is three weeks.

SELFIE 2018-2019, session 2

📅 5 Jan 2019 – 14 Apr 2019

Primary level

Default language

English (en) ▼

Select start and end dates

📅 8 Apr 2019 – 14 Apr 2019

School leaders



<https://schools-go-digital.jrc.ec.europa.eu/self-assessment?s=i9AoOTb&lang=en>

Teachers



<https://schools-go-digital.jrc.ec.europa.eu/self-assessment?s=ENyGZP0&lang=en>

Students



<https://schools-go-digital.jrc.ec.europa.eu/self-assessment?s=gLoAuXF&lang=en>

Cancel


Print links

Generate / update links



Monitoring

- You can follow in real time the completion rates of your school for each group and school level.



Your self-reflections

> SELFIE 2018-2019, session 2 📅 Sat, 5 Jan 2019 – Sun, 14 Apr 2019

Steps

- 1 Select education levels surveyed
- 2 Customise the questionnaires
- 3 Select dates and generate links
- 4 View results and download reports
- 5 Get an open badge for your school and a certification of participation for you

Completion rates (real time) [📄 PDF](#) [📷 PNG](#)

👤 School leaders **👥 Teachers** **👦 Students**

Primary level (still running) 8 Apr 2019 - 14 Apr 2019

| Group | Completion Rate |
|----------------|-----------------|
| School leaders | 0% |
| Teachers | 0% |
| Students | 0% |


● High participation ● Medium participation ● Incomplete participation ● No participation
----- Recommended minimum per user group



Questionnaires

The screenshot shows the top navigation bar of the SELFIE dashboard. It includes the European Commission logo, the text 'European Commission', a language selector set to 'English', and a search box. Below the navigation bar is a breadcrumb trail: 'European Commission > EU Science Hub > SELFIE > Dashboard > Links for the participants > Preview survey'. The main header reads 'SELFIE - Discover your school's digital potential'. A secondary navigation bar contains links for 'Home', 'Dashboard', 'School profile', and 'About SELFIE'. A large blue button labeled 'PREVIEW' is positioned below the navigation.

SELFIE for school leaders



Infrastructure and Equipment

This area is about having adequate, reliable and secure infrastructure (such as equipment, software, information resources, internet connection, technical support or physical space). This can enable and facilitate innovative teaching, learning and assessment practices.

Please, think carefully about the following statements and for each choose from 1 (lowest score) to 6 (highest score). If you hover over a number (1-6) you will see what this number means for that particular statement. If the statement does not apply to you click the N/A icon (Not applicable).

* In our school, the digital infrastructure supports teaching and learning with digital technologies

Choose 5 only if, in your opinion, your school has an extensive, reliable and secure digital infrastructure (for instance classroom equipment, software, internet connection, access to adequate learning resources and programmes) that facilitates innovative teaching and learning.



* In our school, there are digital devices to use for teaching


Choose 5 only if, in your opinion, the digital devices available for teachers to use in their teaching (such as whiteboards, video projectors, laptops, or printers and scanners) are functional, are up-to-date and meet their needs.



Results

Your self-reflections

> SELFIE 2018-2019, session 2

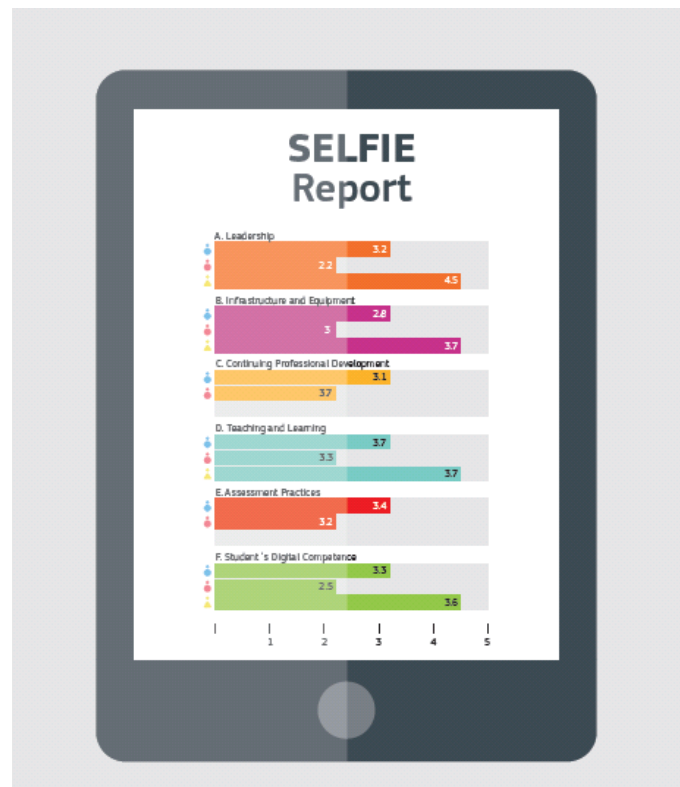
 Sat, 5 Jan 2019 – Sun, 14 Apr 2019

Steps

- 1 Select education levels surveyed
- 2 Customise the questionnaires
- 3 Select dates and generate links
- 4 View results and download reports
- 5 Get an open badge for your school and a certification of participation for you

SELFIE School Report

It highlights **what's working well**, where **improvement** is needed and what the **priorities** should be

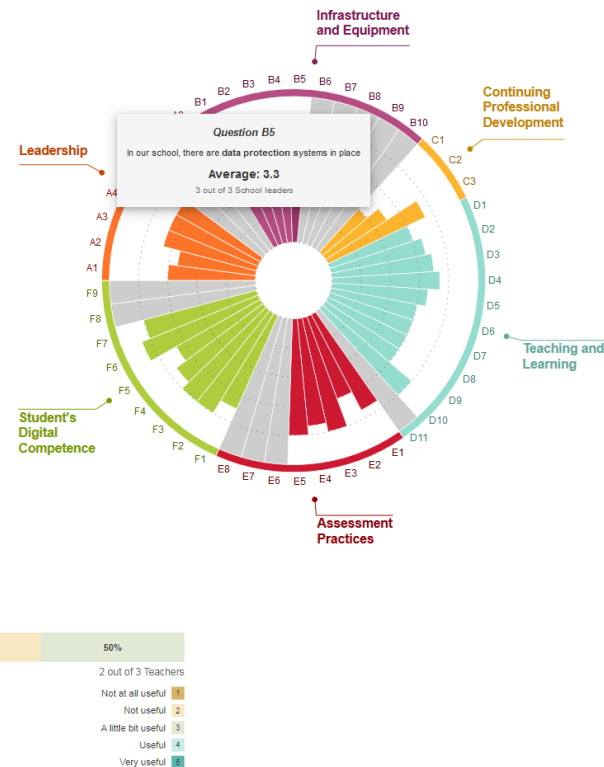
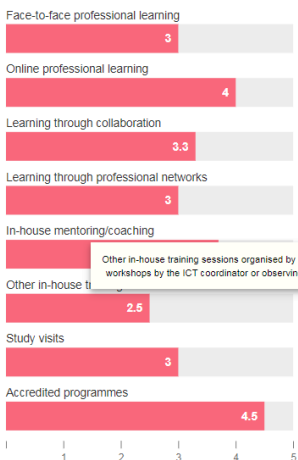


European
Commission

Interactive dashboard

Usefulness of CPD activity

Teachers



Download PNG | Download PDF

Recognition

Your self-reflections


> SELFIE 2018-2019, session 2

 Sat, 5 Jan 2019 – Sun, 14 Apr 2019

Steps

- 1 Select education levels surveyed
- 2 Customise the questionnaires
- 3 Select dates and generate links
- 4 View results and download reports
- 5 Get an open badge for your school and a certification of participation for you

Recognition



European
Commission

Your turn!

Follow the written instructions and get started
your SELFIE!

I have done SELFIE...
now what?



European
Commission

Many ideas
for next steps
-share yours!

#SELFIE_EU



PROVIDE POST-
SELFIE SUPPORT



DEVELOP AN INVENTORY
OF NEEDS AFTER DOING
SELFIE!





European
Commission

Many ideas
for next steps
– share yours!

#SELFIE_EV

CREATE NETWORKS
OF SELFIE AT LOCAL &
NATIONAL LEVEL!



CREATE SELFIE
AMBASSADORS



European
Commission

Stay in touch!

Contact us



JRC-EAC-selfie-tool@ec.europa.eu

Check out the SELFIE webpage

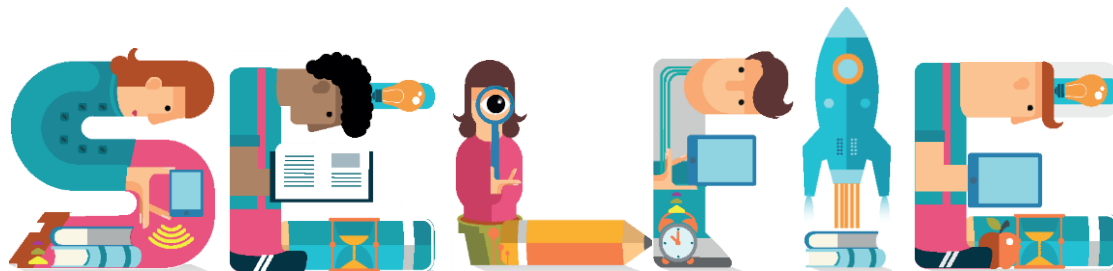


<https://ec.europa.eu/education/schools-go-digital>

Latest news on Twitter



[#SELFIE_EU](https://twitter.com/SELFIE_EU)



[@ralphhippe](https://twitter.com/ralphhippe)

Background slides

State of play

Next steps


Goal: to reach 1 million users by end 2019

- Making the tool better and easier to use
- New languages, new countries
- Raising awareness
- Linking in with other communities
- Building the ecosystem



European
Commission

Launching SELFIE



Launched on 25
October 2018

Erasmus+ and 7 others liked
Tibor Navracsics @TNavracsicsEU · Oct 25
#SELFIE_EU is now available in 24 languages! We have developed this new tool not just for, but with #schools who can tailor it to their needs. By the end of 2019, we want it to reach 1 million students, #teachers & school leaders. Find out more: europa.eu/ljn77TN



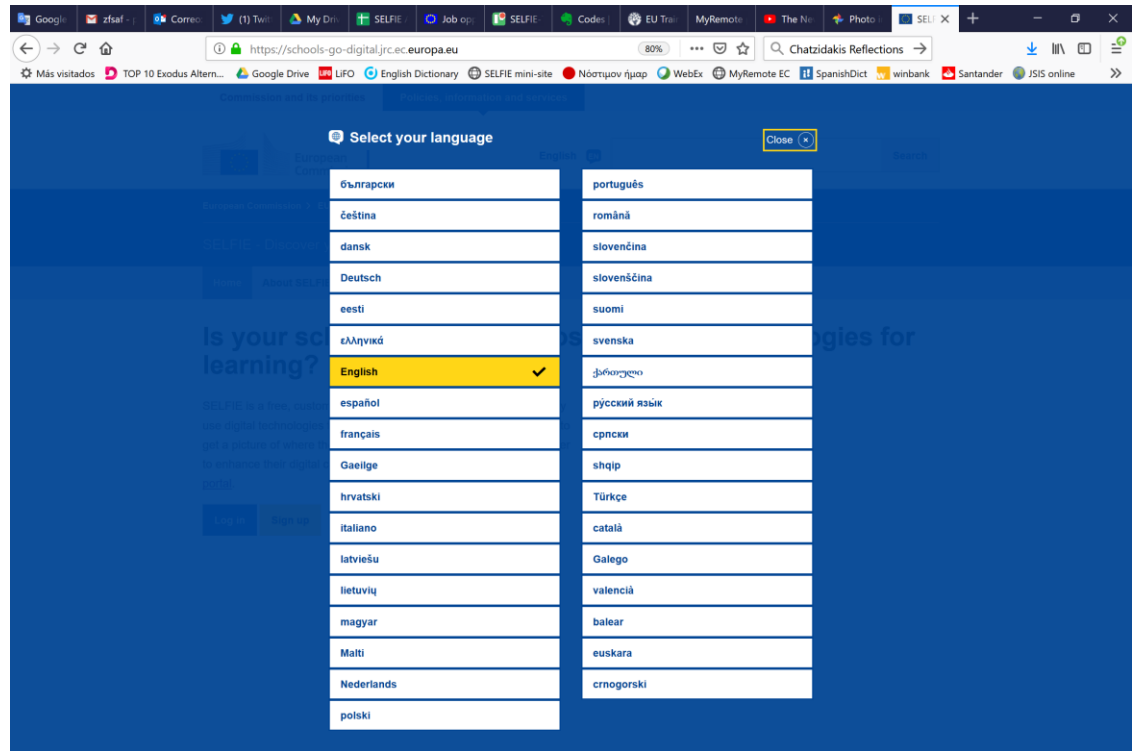
13



Goals: to reach one million users by the end of 2019!



35 language versions including Romanian



EU policy priority



Digital Education Action Plan

- Making **better use** of digital technology for teaching and learning
- Developing** relevant digital skills and competences
- Improving** education systems through better data analysis and foresight

#EUDigitalEducation
#DigitalSingleMarket



Adopted by the Commission on 18 January 2018
SELFIE is one of the 11 actions proposed

What SELFIE is about?

How can each school make the most of technology for teaching and learning?





Why we developed SELFIE?


The world outside
the classroom is
changing



New ways of learning



Students digital skills



Looking at six different areas


#SELFIE_EU

THE 360° APPROACH - LOOKING AT SIX AREAS OF SCHOOL LIFE & PRACTICE


LEADERSHIP



INFRASTRUCTURE & EQUIPMENT




CONTINUING PROFESSIONAL DEVELOPMENT



TEACHING & LEARNING



ASSESSMENT PRACTICES



STUDENT DIGITAL COMPETENCE




Key design principles

Participatory design since the beginning



European
Commission,
Ministries of
Education,
partner
organisations...



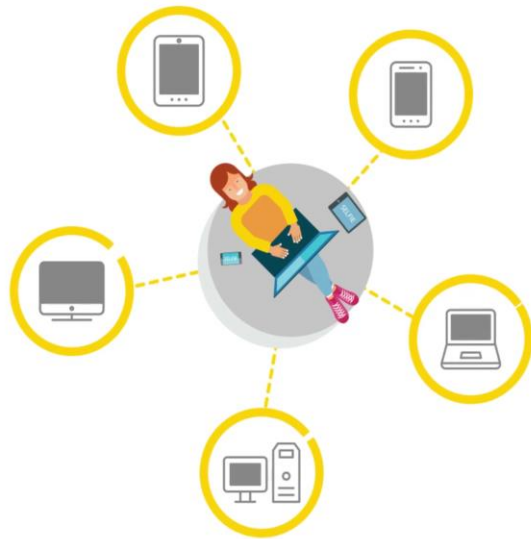
ET2020 Working Group
**Digital Education: Learning,
Teaching and Assessment**



A practical tool
360° approach
Whole school
community



Any school
Anytime
Anywhere
Any device
Any operating
system



Questions
can be tailored
to suit the school



SELFIE School Report

Only the school has access

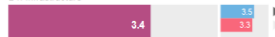
Results per area

The bar charts below show the average responses for each statement/question of the selected area.




Infrastructure and Equipment


B1. Infrastructure



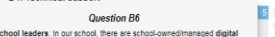
B2. Digital devices for teaching



B3. Internet access




B4. Technical support



Question B6

- School leaders: In our school, there are school-owned/managed digital devices for students to use when they need them
- Teachers: In our school, there are school-owned/managed digital devices for students to use when they need them
- Students: In our school, there are computers or tablets for me to use


B6. Digital devices for learning



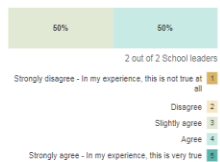
B8. Physical spaces



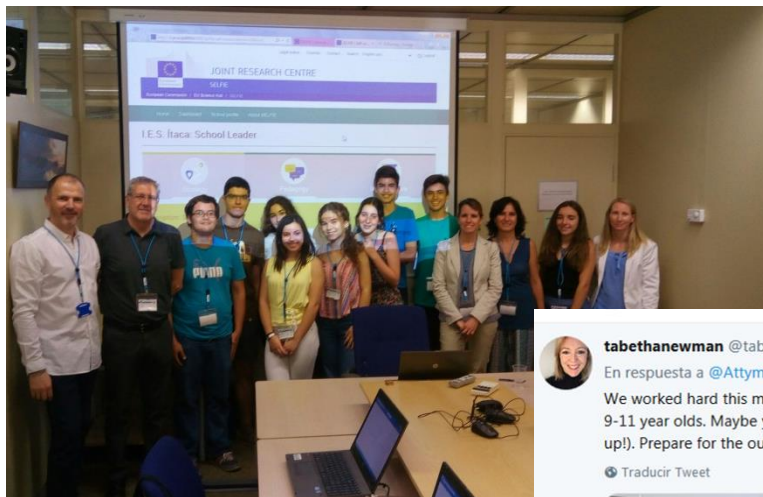
B9. Assistive technologies



B10. Online libraries/repositories



Early iterations,
tested, tested and
tested more ...



tabethanewman @tabethanewman · 26 ene. 2018

En respuesta a @AttymassNS @seanictmayo @BirdwellSchool

We worked hard this morning, looking for ways to re-word the #SELFIE_EU for 9-11 year olds. Maybe you can take a look (once @tabethanewman writes it all up!). Prepare for the outcomes, @pankampyis!

Traducir Tweet



European
Commission