

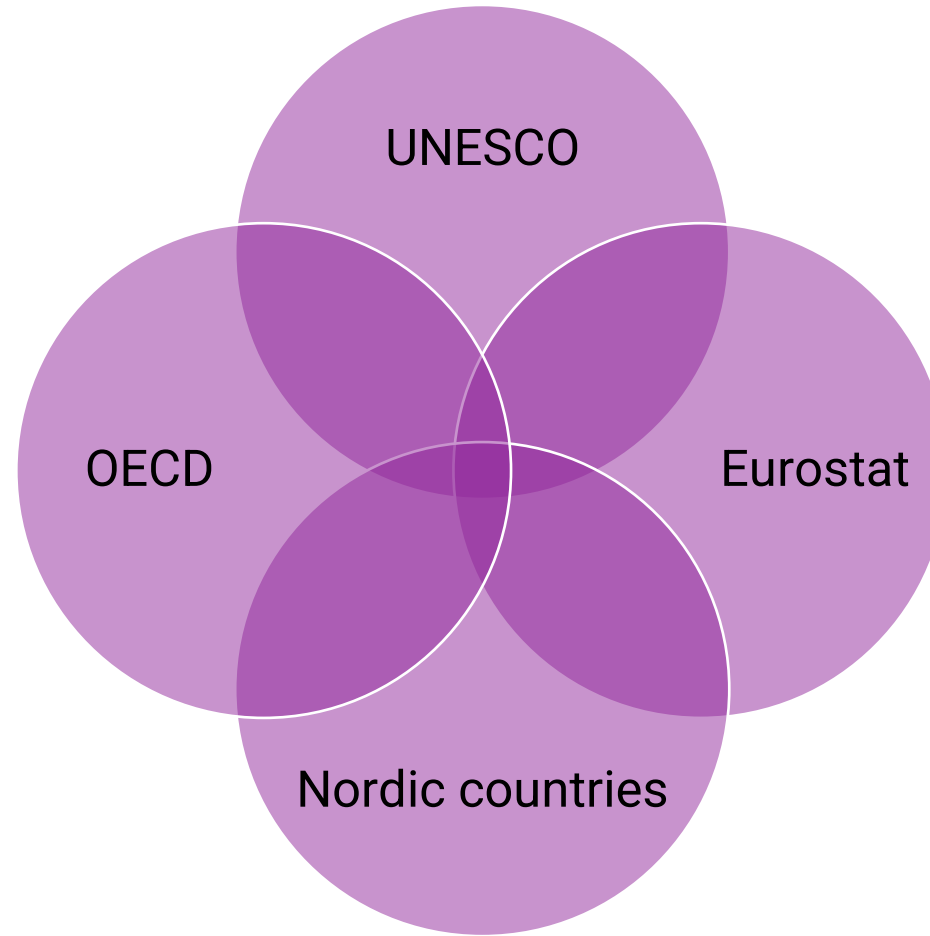
UOE reporting methodology



Mattias Fritz



Cooperation in the international field on education



Items:

- UOE data collection
- Education at a Glance (EAG)
- SDG 4 (Agenda 2030)
- International surveys

Education at a Glance

Education at a Glance 2023 OECD Indicators

Regards sur l'éducation 2023 Les indicateurs de l'OCDE

12 September, 2023 11:00 CEST



Scope of UOE data collection

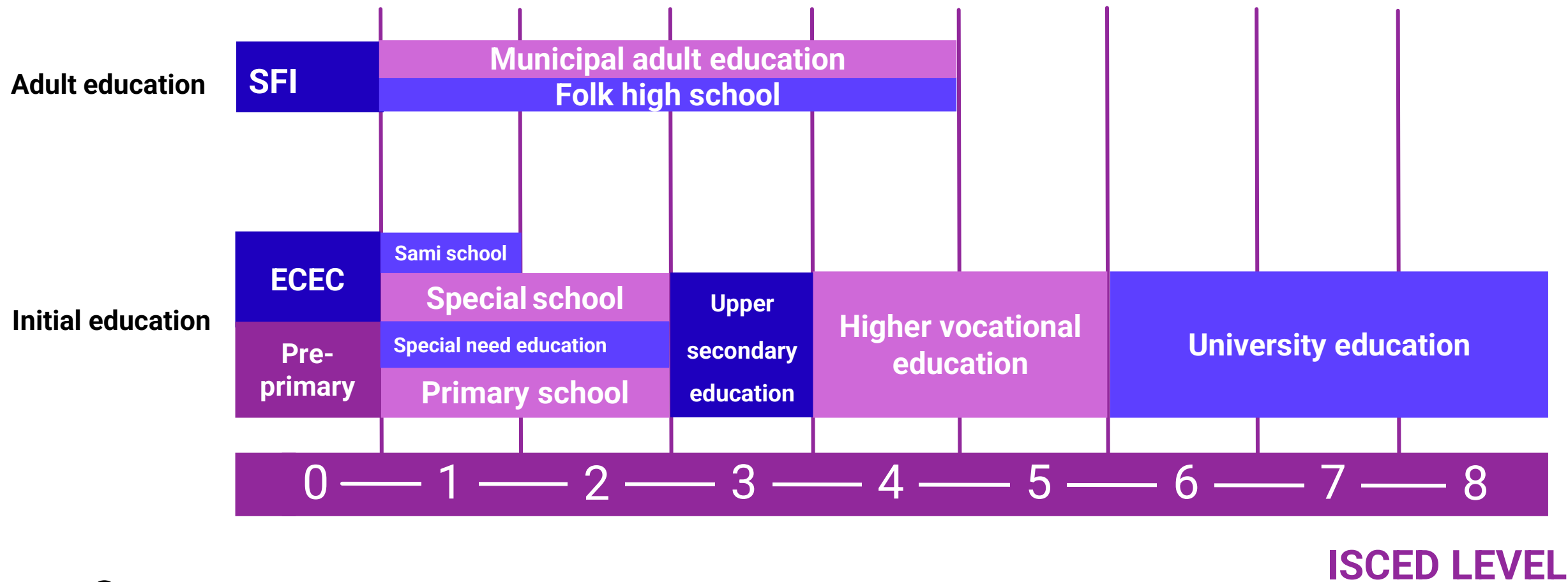
- Total survey of the formal education system
- 9 Excel questionnaires and ad-hoc surveys
- The 9 annual Excel questionnaires are rarely changed
- New method in Sweden was implemented in 2020
- 4 of the questionnaires are included in the new method (ENRL, ENTR, GRAD, REGIO)
- The other questionnaires are simpler with no need of a new method
- The ad-hoc surveys are by nature hard to build production systems for

Why change data collection method?

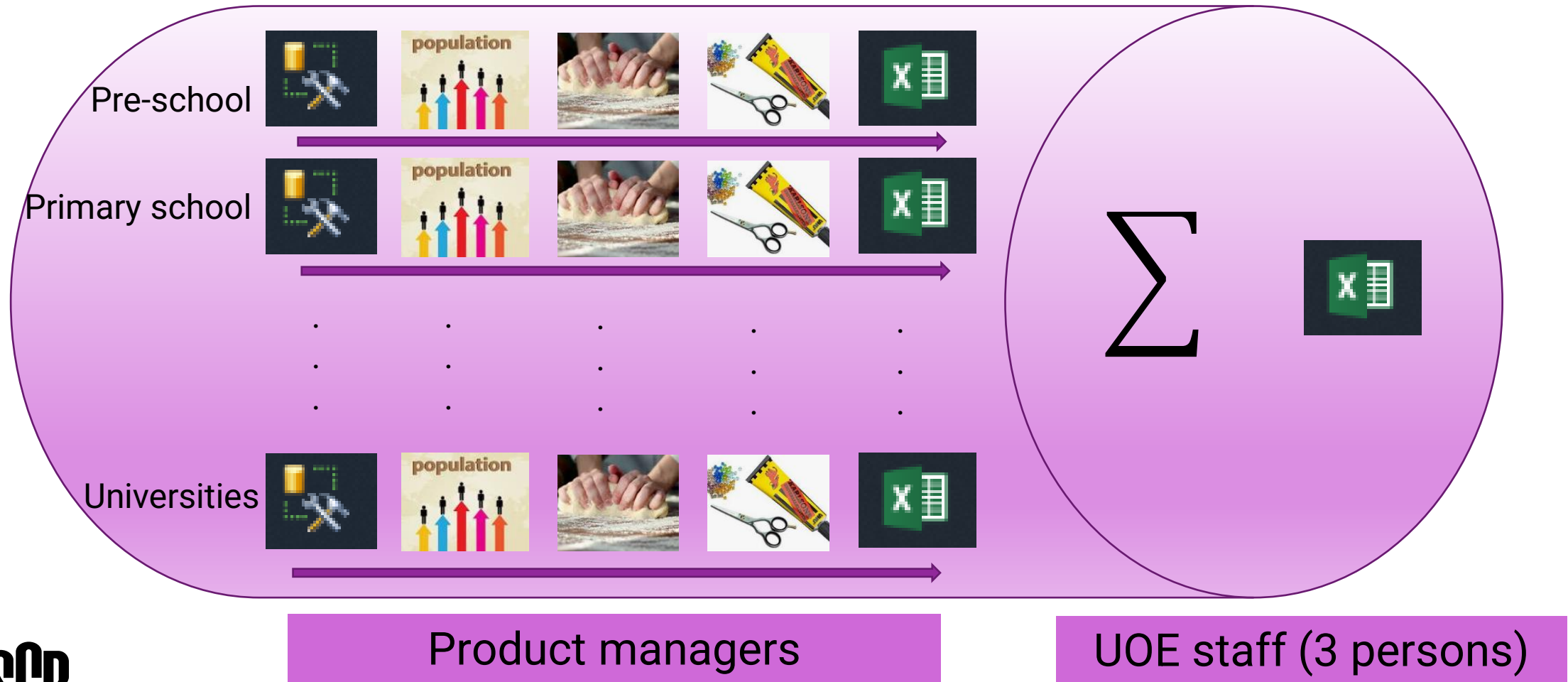
- Old and complex IT-system for tertiary level
- Avoid the risk of errors (Excel)
- Simplify data collection
- Improve data quality




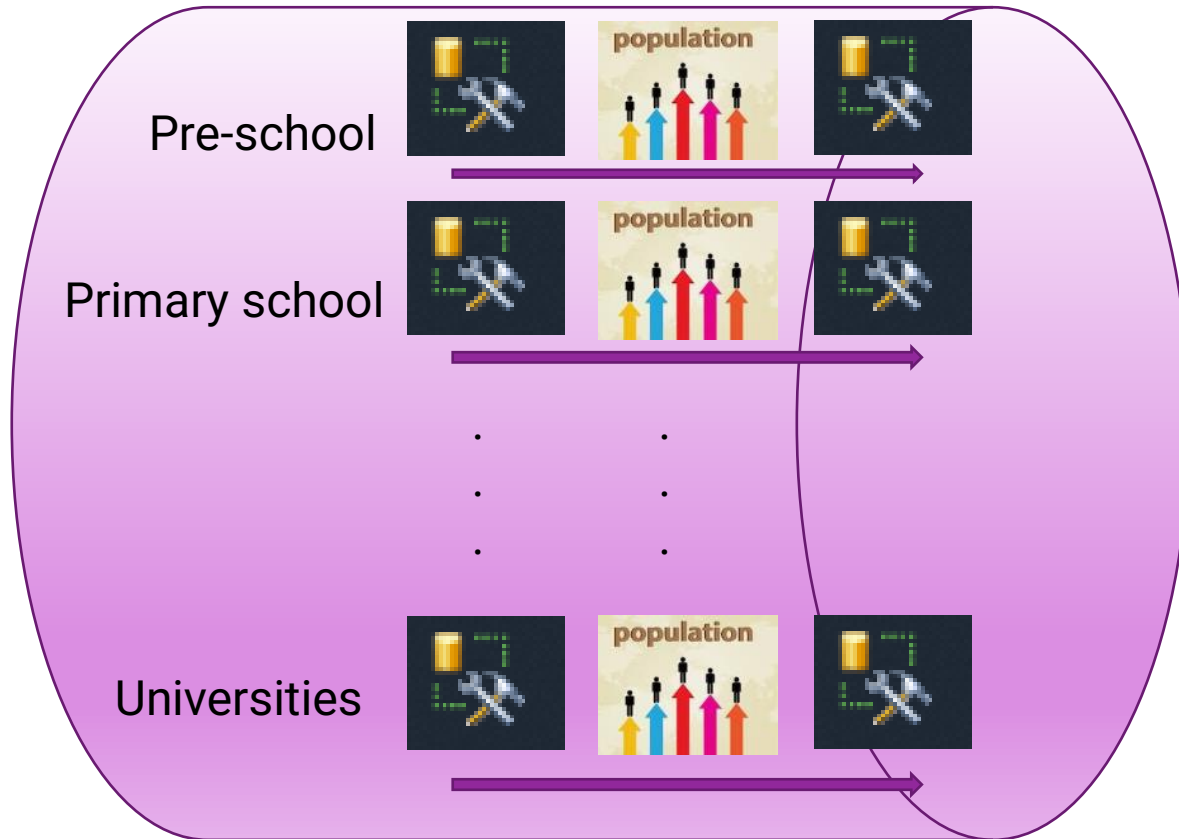
Swedish education system



Old UOE method



New method



Product managers

UOE staff (1 person)

Effects

- Reduce the workload for product managers
- Minimize the risk of errors (copy & paste + Excel formulas)
- No double-counting of students
- Follows UOE definitions
- The time lag for production is reduced



Examples

ENRL1A-INST: Number of students (ISCED

Country: Sweden

Reference period: 2021

ISCED-P-2011 blocks to report in these columns:		Bachelor's or equivalent				Master's or equivalent				Doctoral or				
		All		Of which:		All		Of which:		All				
		6	64	65	7	74	75	8						
Males	Public institutions	Full-time	46014,1		M		M	39275,7		M		M	3970,81	
		Part-time	46687,6		M		M	18930,3		M		M	4630,19	
		Full- and part-time	92701,7		M		M	58206		M		M	8601	
		Full-time equivalent	63276,3		M		M	47697,3		M		M	5815,32	
	Government dependent private institutions	Full-time	3705,3		M		M	5639,08		M		M	579,52	
		Part-time	1740,71		M		M	1447,46		M		M	377,728	
		Full- and part-time	5446,01		M		M	7086,54		M		M	957,248	
		Full-time equivalent	4325,13		M		M	6287,73		M		M	696,691	
	Independent private institutions	Full-time	0	Detail	M		M	0	Detail	M		M	0	Detail of data, by ISCED11_6, Negligible
		Part-time	0	Detail	M		M	0	Detail	M		M	0	Detail of data, by ISCED11_6, Negligible
		Full- and part-time	0	Detail	M		M	0	Detail	M		M	0	Detail of data, by ISCED11_6, Negligible
		Full-time equivalent	0	Detail	M		M	0	Detail	M		M	0	Detail of data, by ISCED11_6, Negligible
	Total: Private institutions	Full-time	3705,3		M		M	5639,08		M		M	579,52	
		Part-time	1740,71		M		M	1447,46		M		M	377,728	
		Full- and part-time	5446,01		M		M	7086,54		M		M	957,248	
		Full-time equivalent	4325,13		M		M	6287,73		M		M	696,691	
Total: Public and private institutions	Full-time	49719,4		M		M	44914,8		M		M	4550,33		
	Part-time	48428,3		M		M	20377,7		M		M	5007,91		
	Full- and part-time	98147,7		M		M	65292,5		M		M	9558,25		
	Full-time equivalent	67601,4		M		M	53985		M		M	6512,01		
Females	Public institutions	Full-time	82689		M		M	49020,9		M		M	3523,21	
		Part-time	85608,4		M		M	35586,1		M		M	5452,2	
		Full- and part-time	168297		M		M	84607,1		M		M	8975,41	
		Full-time equivalent	113660		M		M	63607,3		M		M	5821,64	
	Government dependent private institutions	Full-time	5200,74		M		M	3557,43		M		M	295,637	
		Part-time	3636,06		M		M	1643,7		M		M	290,403	
		Full- and part-time	8836,8		M		M	5201,14		M		M	586,04	
		Full-time equivalent	6512,69		M		M	4261,61		M		M	408,928	
	Independent private institutions	Full-time	0	Detail	M		M	0	Detail	M		M	0	Detail of data, by ISCED11_6, Negligible
		Part-time	0	Detail	M		M	0	Detail	M		M	0	Detail of data, by ISCED11_6, Negligible
		Full- and part-time	0	Detail	M		M	0	Detail	M		M	0	Detail of data, by ISCED11_6, Negligible
		Full-time equivalent	0	Detail	M		M	0	Detail	M		M	0	Detail of data, by ISCED11_6, Negligible
	Total: Private institutions	Full-time	5200,74		M		M	3557,43		M		M	295,637	
		Part-time	3636,06		M		M	1643,7		M		M	290,403	
		Full- and part-time	8836,8		M		M	5201,14		M		M	586,04	
		Full-time equivalent	6512,69		M		M	4261,61		M		M	408,928	
Total: Public and private institutions	Full-time	87889,8		M		M	52578,4		M		M	3818,85		
	Part-time	89244,5		M		M	37229,8		M		M	5742,6		
	Full- and part-time	177134		M		M	89808,2		M		M	9561,45		
	Full-time equivalent	120173		M		M	67869		M		M	6230,57		

Example. Student 3

	source	intensity	iscedlevel1	iscedfields4	Total intensity	Full-/Part-time	Pro-rating .
1	HSK	25.000	6	0212	87.500	P	0.285714285714285714285714285714
2	HSK	12.500	6	0714	87.500	P	0.142857142857142857142857142857
3	HSK	50.000	7	0731	87.500	P	0.571428571428571428571428571429

This student would have been prioritized to ISCED 7 in the old method, but now the study load is counted at the correct ISCED level and field. Since full-time/part-time status is determined by the study intensity at each level, this student becomes a part-time student at both ISCED 6 and 7, even though the total intensity exceeds 75% (which is the threshold for full-time in the UOE manual).

Thank you!

Questions?

Mattias Fritz

