

THE INVASION OF UKRAINE: THE IMPACT, IN NUMBERS

27 JUNE 2022

Data and analyses collected by the ETF from various sources.

The contents of this document are the sole responsibility of the source institutions and do not necessarily reflect the views of the ETF or the EU institutions.

Overview

5.26m

Refugees from Ukraine*
recorded across Europe

5.14m on 16/06
([UNCHR](#): 21/06/22)

2,028

Damaged & destroyed
education facilities (6.5% of total)

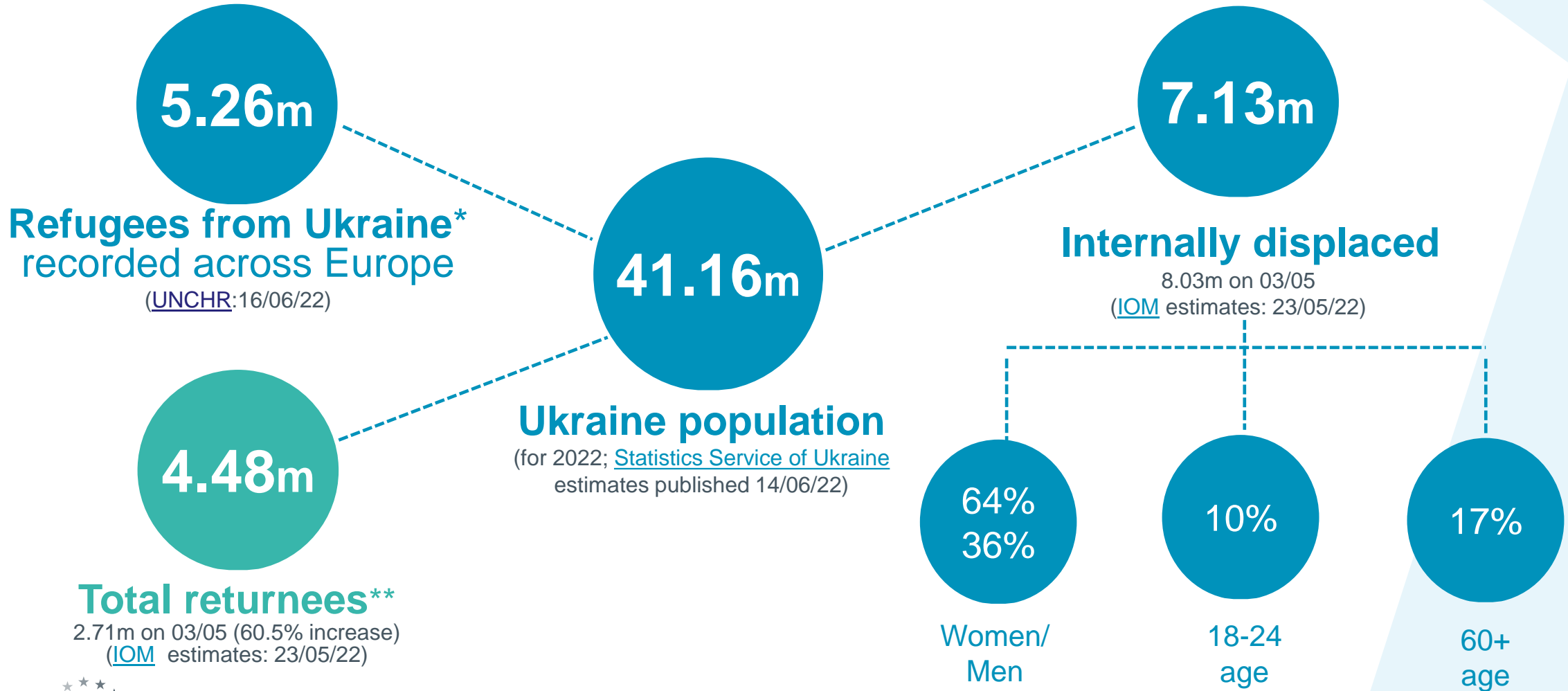
1,972 on 17/06
([Ukrainian MoES](#): accessed 24/06/22)

\$2.19b

Direct damage estimates
in education infrastructure

\$2.07b on 25/05
([Ukrainian MoES & KSE](#) 08/06/2022)


Population



* Individual refugees from Ukraine recorded across European countries, see [UNCHR](#).


** Note: Including returns of former IDPs from other locations within Ukraine, as well as self-reported returns from abroad (7%). As IOM indicates, it is rather premature to determine with certainty the nature of these return movements and if they are permanent or temporary. See p.6 of [IOM](#)

Financial support required



Humanitarian support required

(OCHA: accessed 24/06/22)



Education support required

Human capital & education: impact on infrastructure

1,972

Damaged & destroyed education facilities (6.3% of total) *
1,778 damaged; 194 completely destroyed

2.19b
US\$

Direct damage estimates in education infrastructure **

9

Destroyed VET schools *

98

Damaged VET schools
(damaged + destroyed = 14.8% of total)

Most damaged & destroyed education facilities as % of total, per region *

41.2%

Donetsk

30.1%

Kharkiv

27.5%

Luhansk

17.3%

Mykolayiv

14.2%

Chernihiv

10.9%

Kyiv

Most damaged & destroyed VET education facilities as % of total, per region *

56%

Luhansk

54.5%

Donetsk

43.6%

Kharkiv

33.3%

Chernihiv

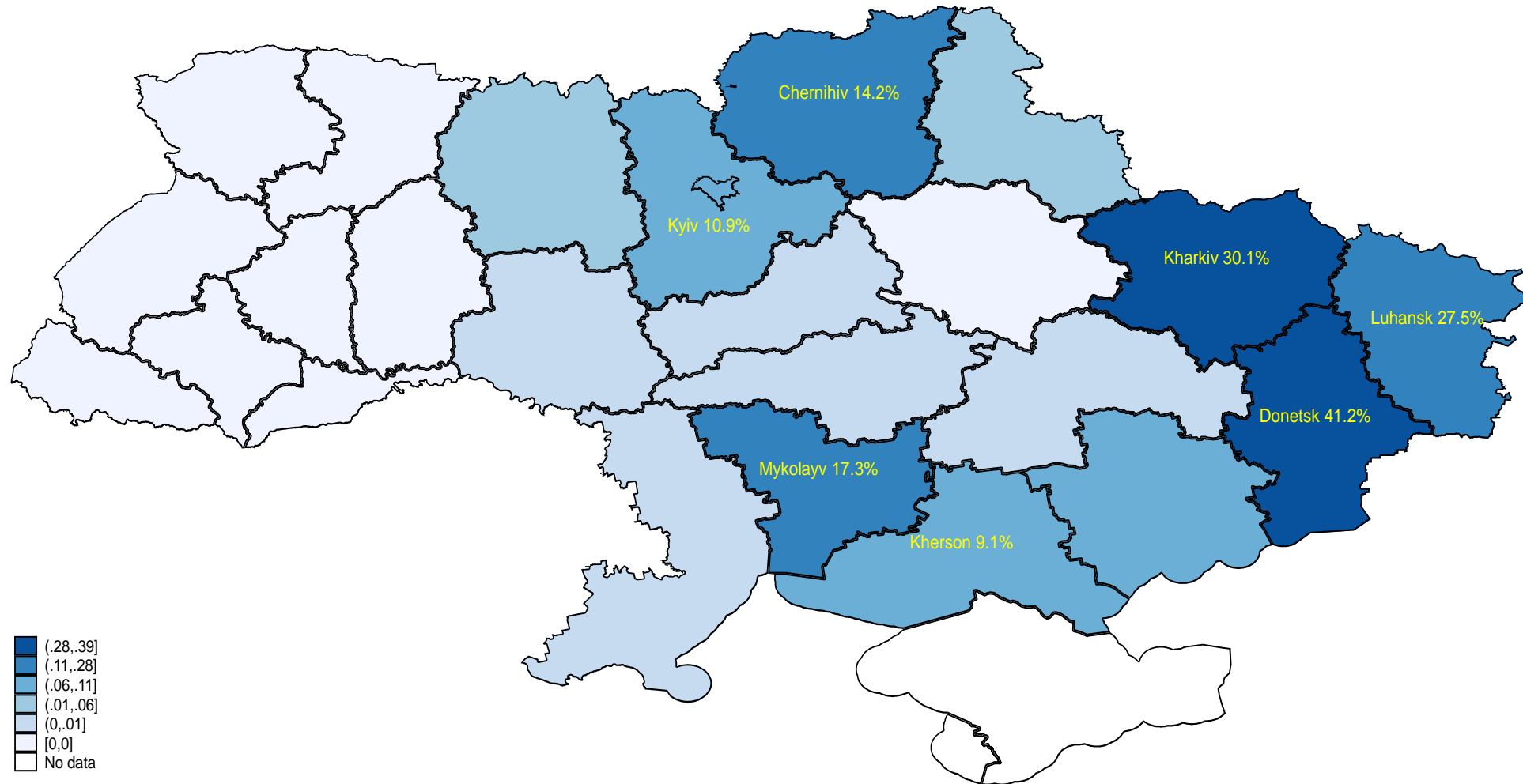
32.3%

Mykolaiv

30.4%

Zhytomyr

Human capital & education: impact on infrastructure damaged & destroyed education facilities (as % of total, per region)



Human capital & education: how and where teaching is being delivered

164k

IDP learners

4,000

Education institutions used for other purposes

of Municipalities general education

1,053

5

32

Distance / Online

In person

Mixed

Teaching Modalities preschool

478

57

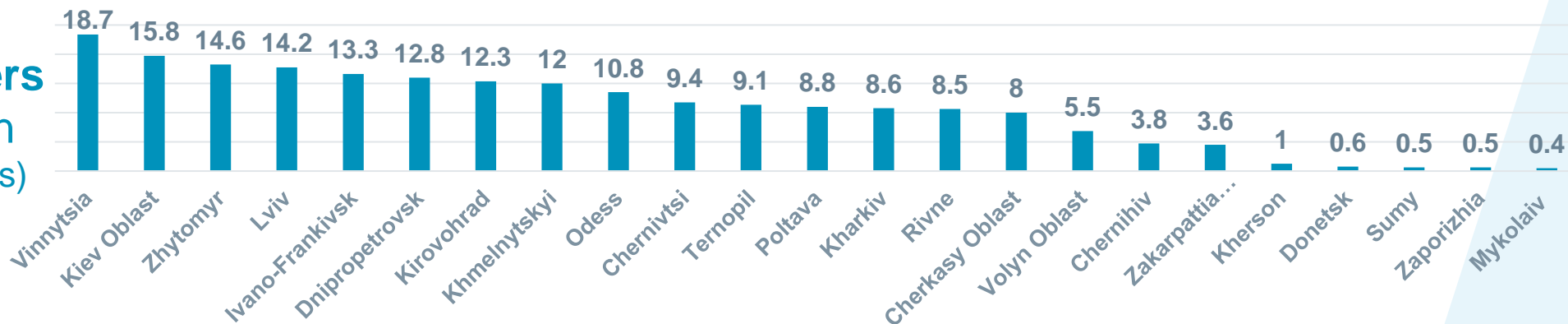
94

Distance/ Online

In person

Mixed

IDP learners per region (in thousands)



Human capital & education: challenges to education delivery

Needs & challenges for continuation of education services



tablets
required



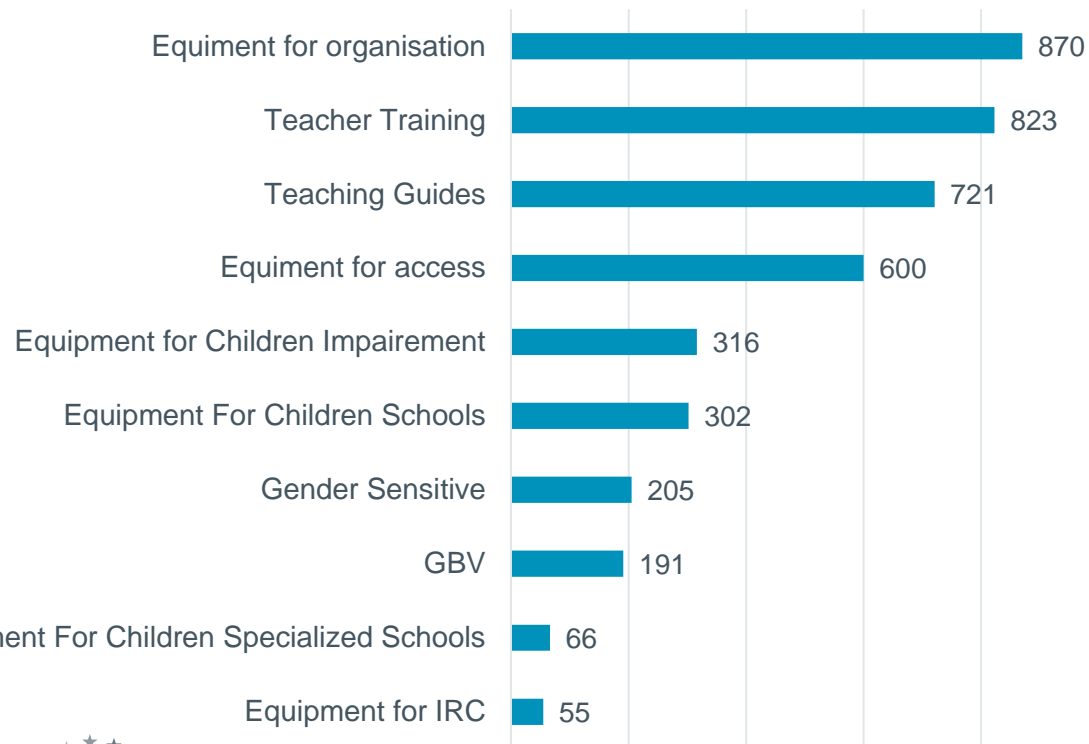
laptops
required

Challenges for teachers to facilitate online learning (# of municipalities)

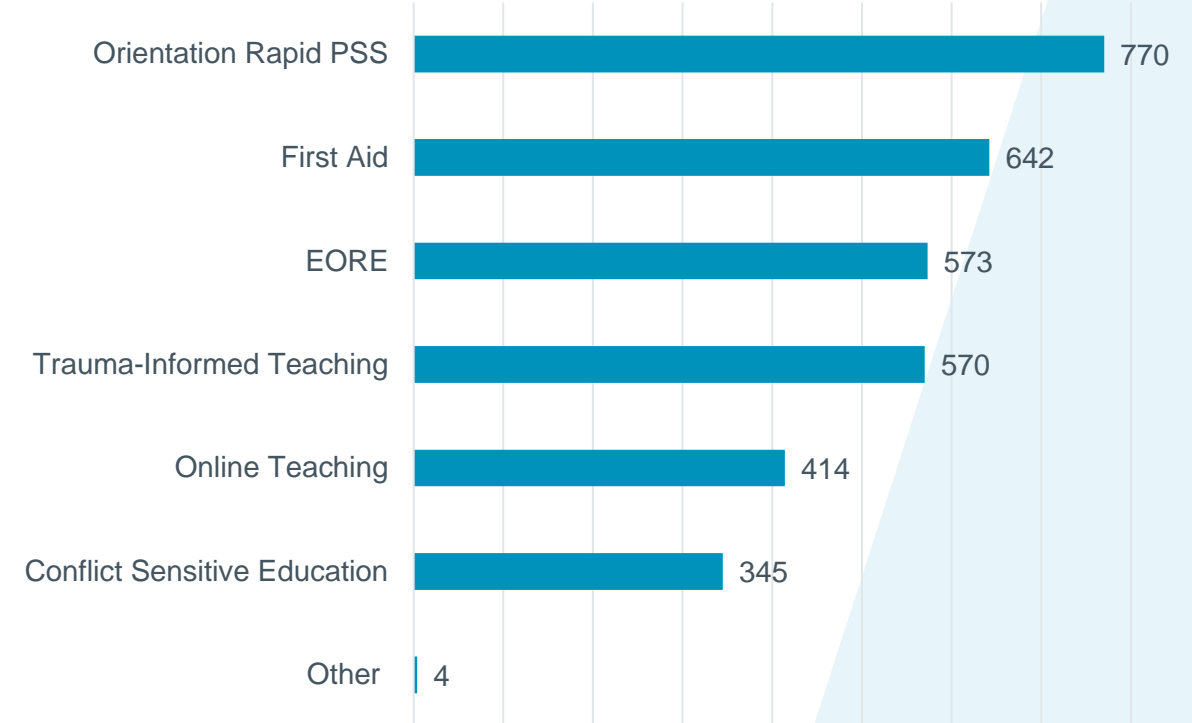


Human capital & education: understanding pupil and teacher needs

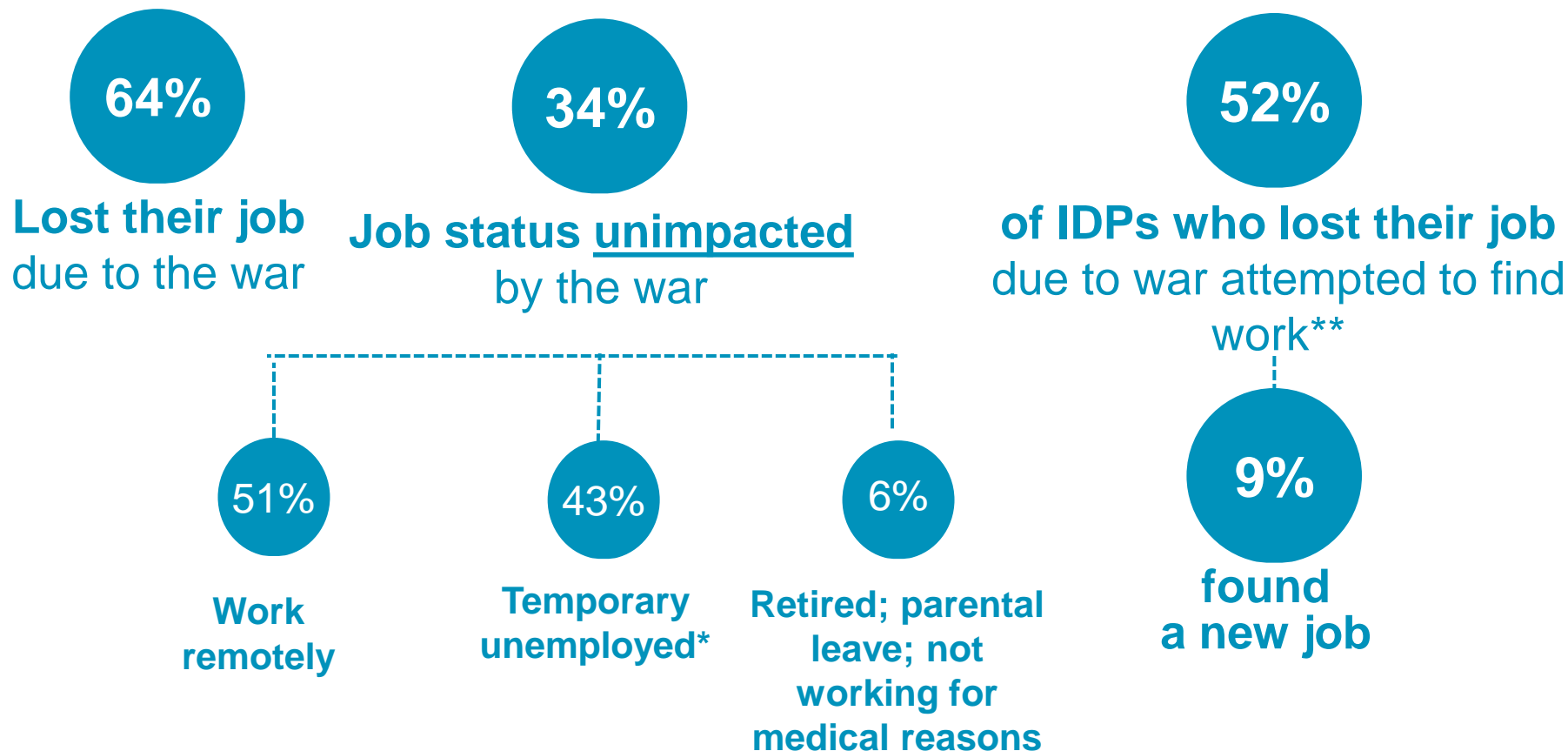
Needs for Inclusive Education



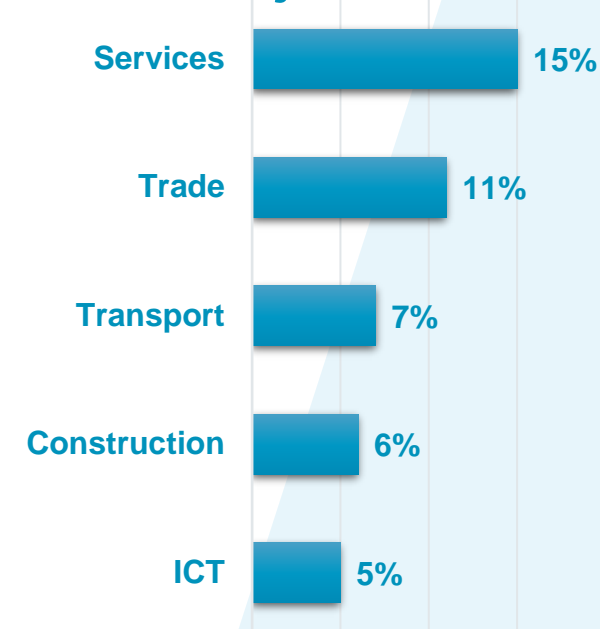
Desired Topics For Professional Development



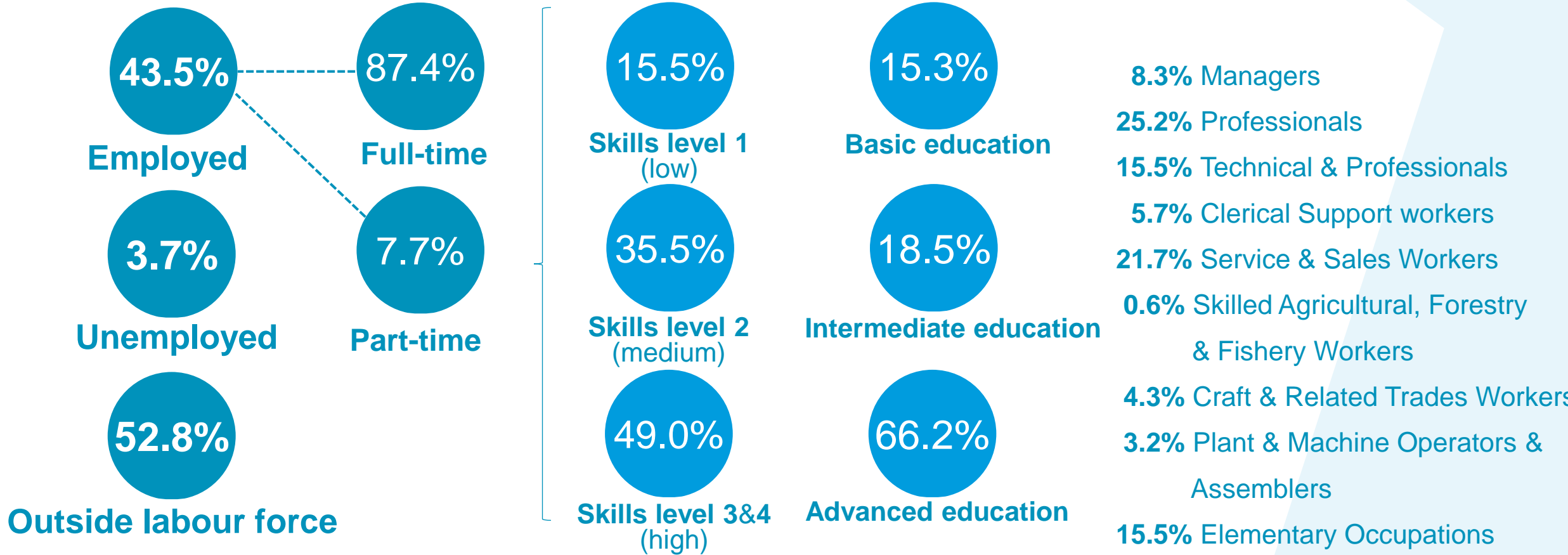
Human capital & employment: characteristics of Internally Displaced Persons (IDPs)



Top sectors for current & future job search***



Human capital & employment: characteristics of refugee population



Looking ahead: estimates of reconstruction costs & infrastructure losses

Estimates of reconstruction costs:

- **\$564b - \$600b**
(including direct and indirect losses; Ukrainian Government & [Kiev School of Economics](#))
- **\$330b - \$550b**
(30% to 50% capital stock destroyed assumption, [CEPR](#))
- **\$200b - \$500b**
(based on previously EU funded countries for their accession, [CEPR](#))

Estimates of infrastructure losses (08 June):

- **\$103.9b** overall direct loss
- **\$30,034m** for roads
- **\$39,379m** residential buildings

Source: Ukrainian Government & [Kiev School of Economics](#)

Economic estimates:

- **53%** of GDP originates from affected regions (incl. Kiev city)
- **31.3%** of the industrial production and **34%** of the agricultural one originates from affected regions (excl. Kiev city)

Source: [WiiW](#)

Looking ahead: SMEs, business surveys & reallocation program

SMEs in war time survey:

- **42%** do not operate at all
- **31%** suspended their operations
- **27%** continue to pay full wages vs **21%** not being able to pay

Source: [EBA Unlimit Ukraine survey](#), March 2022

The Ukrainian business survey:

- **86%** of companies slowed down, reduced or stopped their operations
- **37%** of companies are transforming their business due to war (completely/partially or in the process to)
- **16%** will transform their business in the near future
- Orders (**50%**), logistics (**29%**), supplies (**21%**) and payments (**20%**) are the main difficulties faced

Source: [Kiev School of Economics](#), March 2022

MoE reallocation program

- **300** enterprises have reallocated, from impacted regions, following the Ministry of Economy initiative.
- **1,500** reallocation applications have been submitted.
- **121** business are already operating.

Source: [Ukrainian Ministry of Economics](#), April 2022

Looking ahead: institutional forecasts

		2021	2022	2023	2024
GDP (% change)	<u>World Bank</u>	3.4%	-45.1%	2.1%	5.8%
	<u>IMF</u>	3.4%	-35.0%	..	
	<u>EBRD</u>	3.4%	-20%	23%	
	<u>Statistics Services of Ukraine</u>		-15.1% 2022Q1 ***		
Employment Losses*	<u>ILO</u>		-30.2% (based on current) -43.5% (based on military escalation) -8.9% (based on hostilities cessation & withdrawal)		
Poverty rate**	<u>World Bank</u>	1.8%	19.8%	18.5%	
	<u>UNDP</u>	2.5%	4.2% - 28%	..	
Vulnerable population ^	<u>UNDP</u>	46.4%	49.7% - 62.5%	..	

Looking ahead: proposals

Estimates:

- **Learning losses** due to a combination of extended pandemic-related closures and the war are estimated to **be more than 1 (schooling) year**. Also, the **loss of future earnings per student** is estimated to be **more than 10%** ([Angrist, Djankov, Goldberg & Patrinos, 2022](#)).

Demographic & labor market shock

- Set up a plan for the reconstruction of post-war Ukraine; including support measures to **encourage the return of those migrants** currently flooding out of the country ([WiiW](#), April 2022).
- In the **reconstruction process**, foreign firms with functioning supply chains and organizational capital can be to address shortages of **expertise and workforce**, while encouraging the **use of local labor force** ([CEPR](#), April 2022).

Looking ahead: proposals

Technology & education:

- Build back better: **R&D reversing - brain drain actions**, including the use of EU educational and research programs (Erasmus, ERC), while attracting **modern technologies and skill-intensive capital investment** ([CEPR](#), April 2022).
- Upholding **Ukraine's 'intellectual sovereignty'**: ensuring the on-going presence of the country's research and educational sector within the worldwide scientific commons, and providing reach and profile to the country's intellectuals, teachers and researchers in the global community (Cooper, Brik, Shapoval, [LSE Policy Brief](#), 2022).