



European Training Foundation

EUROPEAN
TRAINING
FOUNDATION

SELFIE WBL Pilot in TURKEY

Webinar | 4 December 2020 | Turin



SELFIE WBL PILOT IN TURKEY - OVERVIEW

The kick off meeting was held on November 17 with the participation of the following institutions and people. (Total 62 Participants)

- *MoNE authorized parties*
- *Delegation of the European Union to Turkey*
- *SELFIE School Coordinator*
- *SELFIE School Leaders*
- *In Company TRAINERS*
- *ETF Experts*
- *JRC Experts*

DIGITAL EDUCATION AND WBL POLICIES IN TURKEY

- Turkey's Education Vision 2023 document
- FATIH project-Movement of Enhancing Opportunities and Improving Technology
- eTwinning
- Scientix
- Future Classroom Lab
- Safe Schooling and Distance Education Project

THE PILOT OF SELFIE IN TURKEY (2019)

18 March - 15 April 2019

47 Provinces

43332 Students

6532 Teachers

927 School Leaders

THE PILOT OF SELFIE WBL IN TURKEY

26 pilot VET schools were determined in collaboration with the DG for VET at Ministry of National Education

Companies were selected by the VET schools

The key criteria for the selection of companies was ICT infrastructure since all schools were shut down.

Together with ICT companies, other sectors (automation, network, electronics, e.g) were included to the PILOT

A timeline was presented in the Inception report

Questionnaires were translated to Turkish

THE PILOT OF SELFIE WBL IN TURKEY

Kick off meeting was conducted with 63 participants

26 Schools coordinators were presents

Representatives from the MoNE, JRC, ETF and EU Delegation.

Exercise took place between 17-27 November 2020

23 Schools and 28 Companies completed SELFIE

Total of 8707 people participated to PILOT SELFIE

7301 Students

1089 Teachers

170 School Leader

87 In-Company Trainer

THE PILOT OF SELFIE WBL IN TURKEY

The participants rated their satisfaction of the SELFIE WBL using a 10-point scale.

*The average satisfaction of SELFIE WBL in **Turkey was 7.14.***

*The user groups with the higher satisfaction score than other user groups were **in-company trainers (7.73)** and*

school leaders (7.72)

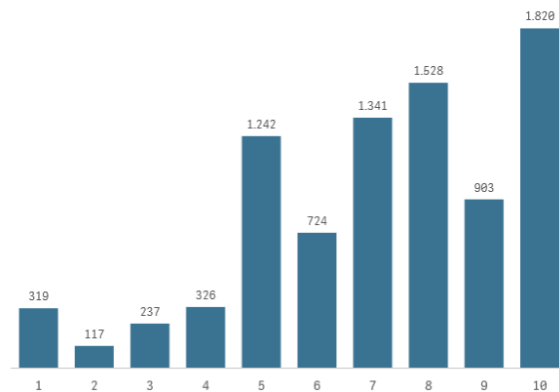
*They were followed by **teachers (7.46)** and*

students (7.07)

THE PILOT OF SELFIE WBL IN TURKEY

Frequency distribution

Number of times each score was selected



Participation
Number of users

8,557

Average
Average score

7,14

Number of countries

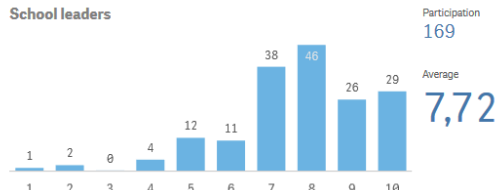
1

Number of schools and education...

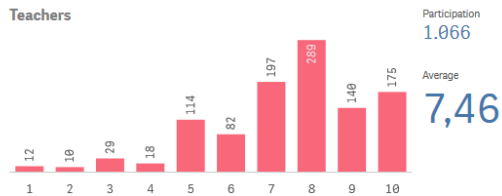
23

Frequency distribution by user profile

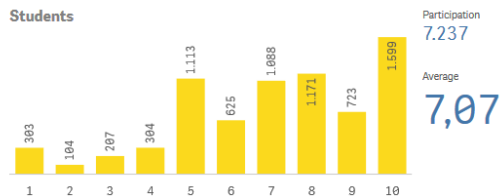
School leaders



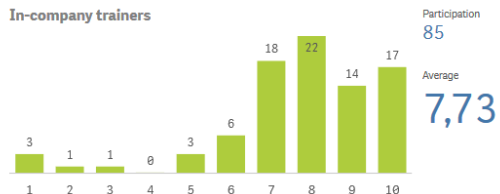
Teachers



Students



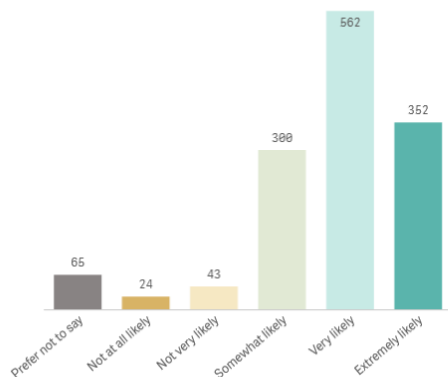
In-company trainers



THE PILOT OF SELFIE WBL IN TURKEY

Frequency distribution

Frequency distribution



Percentage frequency distribution



Participation

Number of users

1.346

Number of countries

1

Average

Average score

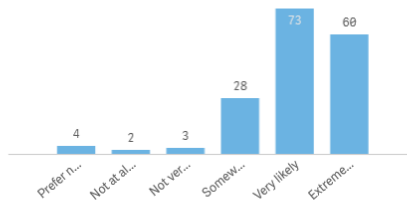
3,73

Number of schools and education...

23

Frequency distribution by user profile

School leader



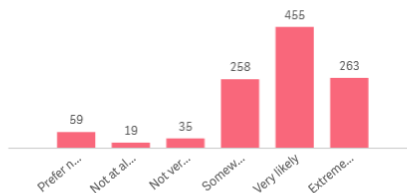
Participation

170

Average

4,02

Teacher



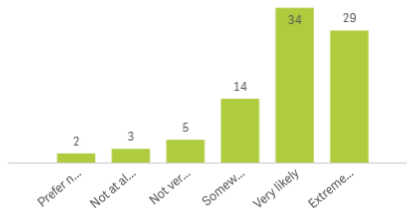
Participation

1.089

Average

3,67

In-company trainers



Participation

87

Average

3,86

PILOT OUTCOMES ANALYSIS IN TURKEY

School Leaders

	n	Min	Max	Mean	SD
Infrastructure and Equipment	170	1.40	5.00	3.97	.84
Leadership	170	1.00	5.00	3.89	.95
Collaboration and Networking	170	1.00	5.00	4.05	.85
Continuing Professional Development	170	1.00	5.00	4.00	.88
Pedagogy: Supports and Resources	170	2.00	5.00	4.29	.71
Pedagogy: Implementation in the Classroom	170	1.00	5.00	3.95	.92
Assessment Practices	170	1.20	5.00	3.84	1.00
Student Digital Competence	170	1.00	5.00	3.90	.89

PILOT OUTCOMES ANALYSIS IN TURKEY

Teachers

	n	Min	Max	Mean	SD
Infrastructure and Equipment	1087	1.00	5.00	3.77	.96
Leadership	1078	1.00	5.00	3.76	1.05
Collaboration and Networking	1081	1.00	5.00	3.84	1.02
Continuing Professional Development	1076	1.00	5.00	3.78	1.03
Pedagogy: Supports and Resources	1083	1.40	5.00	4.36	.70
Pedagogy: Implementation in the Classroom	1075	1.00	5.00	4.05	.89
Assessment Practices	1073	1.00	5.00	3.82	1.02
Student Digital Competence	1075	1.00	5.00	3.88	.97

PILOT OUTCOMES ANALYSIS IN TURKEY

Students

	n	Min	Max	Mean	SD
Infrastructure and Equipment	7340	1.00	5.00	3.70	1.06
Collaboration and Networking	7278	1.00	5.00	3.95	1.25
Pedagogy: Supports and Resources	7275	1.00	5.00	4.13	1.18
Pedagogy: Implementation in the Classroom	7335	1.00	5.00	3.84	1.04
Assessment Practices	7330	1.00	5.00	3.77	1.08
Student Digital Competence	7338	1.00	5.00	3.95	1.01

PILOT OUTCOMES ANALYSIS IN TURKEY

In-company Trainers

	n	Min	Max	Mean	SD
Infrastructure and Equipment	87	2.25	5.00	4.25	.75
Leadership	87	1.00	5.00	3.96	1.07
Collaboration and Networking	87	1.00	5.00	4.09	.96
Continuing Professional Development	85	1.00	5.00	3.94	.99
Pedagogy: Supports and Resources	85	2.33	5.00	4.20	.71
Pedagogy: Implementation in the Classroom	86	2.00	5.00	4.13	.85
Assessment Practices	85	1.00	5.00	3.90	1.02
Student Digital Competence	83	1.00	5.00	4.08	1.01

KEY MESSAGES AND HIGHLIGHTS FROM TURKEY

Students give the lowest score to Infrastructure & Equipment

In-Company Trainers give the highest score to Infrastructure & Equipment

Pedagogy: Support & Resources receive the highest score from School Leaders, Teachers & Students

Assessment Practices receive the lowest score from School Leaders, Teachers, & In-Company Trainers



European Training Foundation

THANK YOU
Soner YILDIRIM

